

# Local Market Updates



From the Multiple Listing Service of Hilton Head Island and the Hilton Head Area Association of REALTORS®

## 19: Belfair

### October

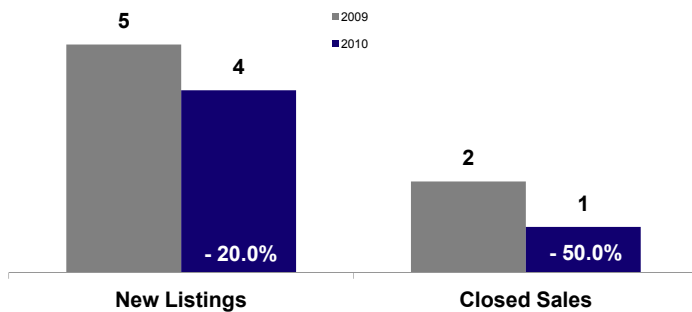
### Year to Date

	2009	2010	Change	2009	2010	Change
New Listings	5	4	- 20.0%	69	42	- 39.1%
Closed Sales	2	1	- 50.0%	11	14	+ 27.3%
Median Sales Price*	\$586,750	\$350,000	- 40.3%	\$638,000	\$478,000	- 25.1%
Percent of List Price Received at Sale*	94.8%	93.3%	- 1.6%	93.3%	91.4%	- 2.0%
Average Days on Market Until Sale	49	855	+ 1644.9%	288	306	+ 6.1%
Inventory of Homes and Condominiums for Sale	60	41	- 31.7%	--	--	--

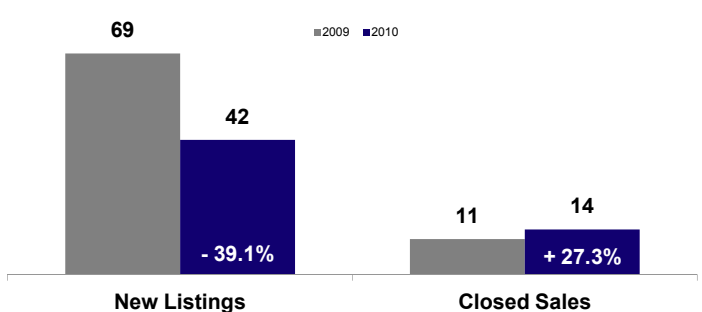
\*Does not account for seller concessions.

Some of the figures referenced in this report are for only one month worth of activity. As such, they can sometimes look extreme due to the small sample size involved.

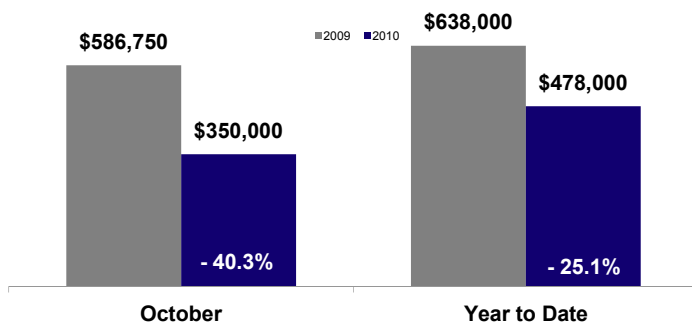
#### Activity—Most Recent Month



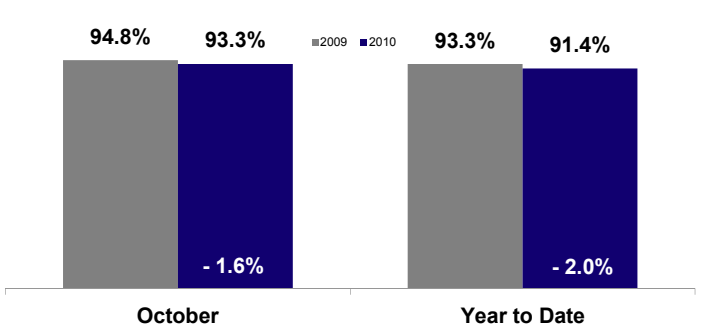
#### Activity—Year to Date



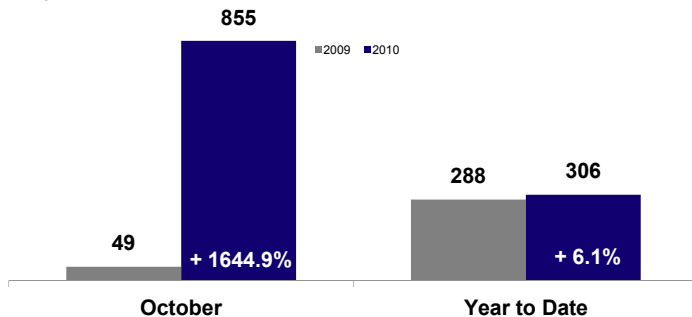
#### Median Sales Price



#### Percent of List Price Received at Sale



#### Days on Market Until Sale



#### Inventory of Homes & Condominiums for Sale

