

# Local Market Updates



From the Multiple Listing Service of Hilton Head Island and the Hilton Head Area Association of REALTORS®

## 16: Bluffton /Off Plantation

### October

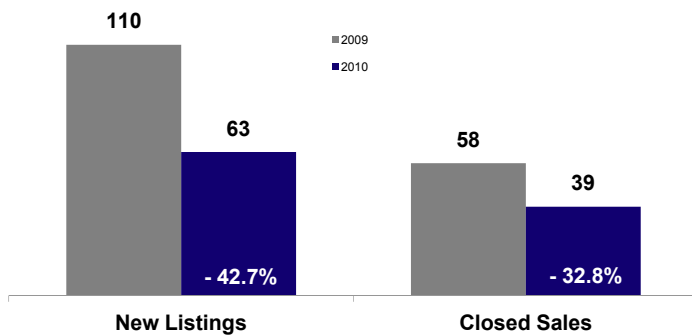
### Year to Date

	2009	2010	Change	2009	2010	Change
New Listings	110	63	- 42.7%	1,044	1,006	- 3.6%
Closed Sales	58	39	- 32.8%	407	445	+ 9.3%
Median Sales Price*	\$185,000	\$140,000	- 24.3%	\$185,250	\$149,900	- 19.1%
Percent of List Price Received at Sale*	96.8%	97.5%	+ 0.7%	95.9%	95.9%	+ 0.0%
Average Days on Market Until Sale	123	121	- 1.5%	125	98	- 21.1%
Inventory of Homes and Condominiums for Sale	576	548	- 4.9%	--	--	--

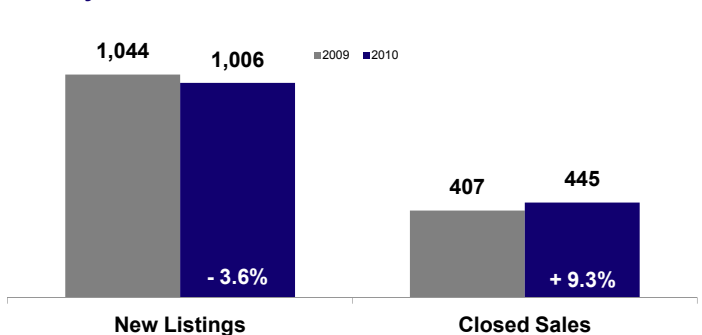
\*Does not account for seller concessions.

Some of the figures referenced in this report are for only one month worth of activity. As such, they can sometimes look extreme due to the small sample size involved.

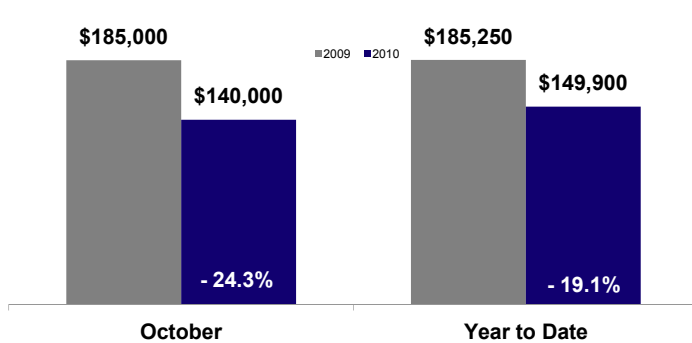
#### Activity—Most Recent Month



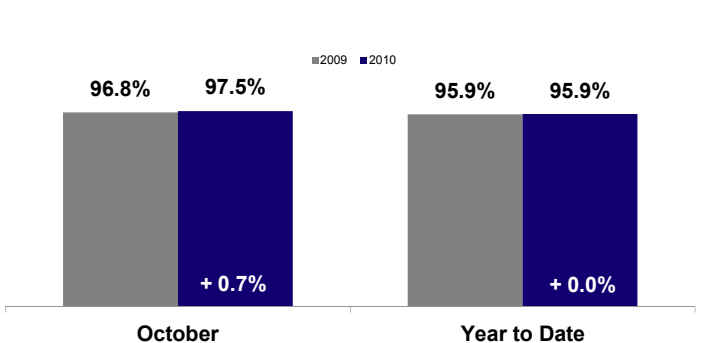
#### Activity—Year to Date



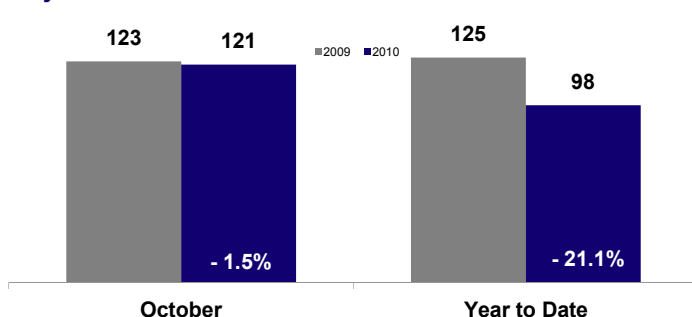
#### Median Sales Price



#### Percent of List Price Received at Sale



#### Days on Market Until Sale



#### Inventory of Homes & Condominiums for Sale

