

Local Market Updates



From the Multiple Listing Service of Hilton Head Island and the Hilton Head Area Association of REALTORS®

18: Colleton River

October

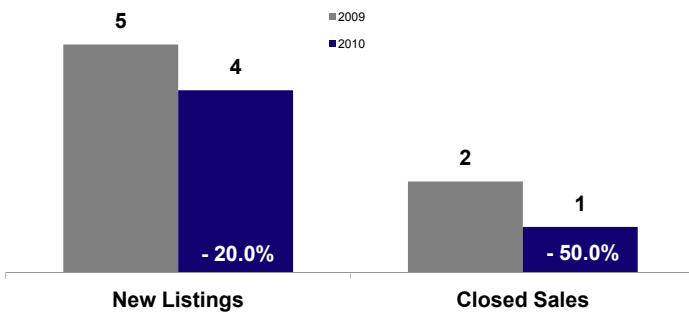
Year to Date

	2009	2010	Change	2009	2010	Change
New Listings	5	4	- 20.0%	53	34	- 35.8%
Closed Sales	2	1	- 50.0%	14	20	+ 42.9%
Median Sales Price*	\$541,250	\$339,310	- 37.3%	\$575,000	\$725,000	+ 26.1%
Percent of List Price Received at Sale*	92.9%	85.0%	- 8.4%	93.4%	90.3%	- 3.3%
Average Days on Market Until Sale	126	371	+ 194.4%	81	232	+ 186.6%
Inventory of Homes and Condominiums for Sale	41	32	- 22.0%	--	--	--

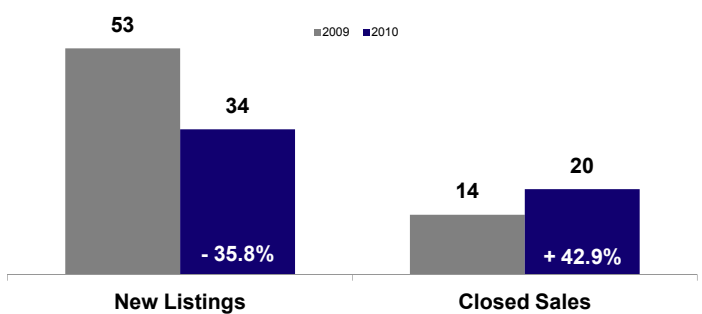
*Does not account for seller concessions.

Some of the figures referenced in this report are for only one month worth of activity. As such, they can sometimes look extreme due to the small sample size involved.

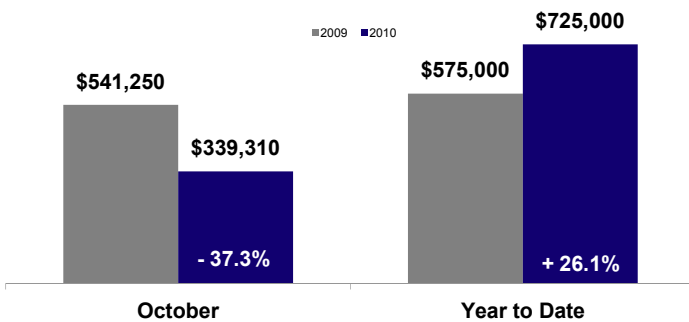
Activity—Most Recent Month



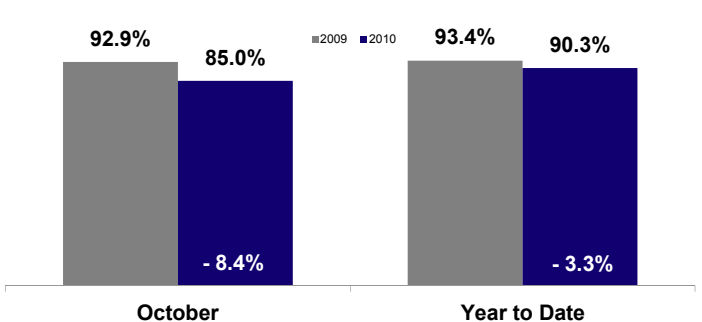
Activity—Year to Date



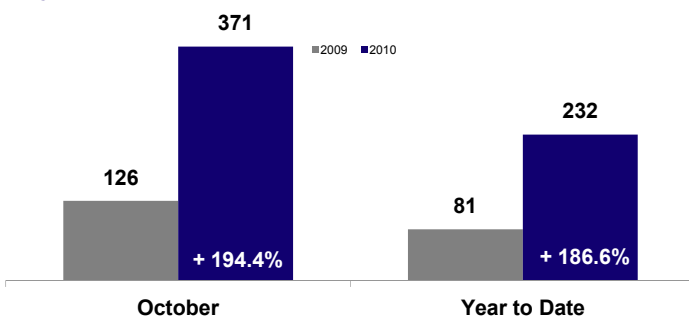
Median Sales Price



Percent of List Price Received at Sale



Days on Market Until Sale



Inventory of Homes & Condominiums for Sale

